

LITEMAT™ SPECTRUM 1

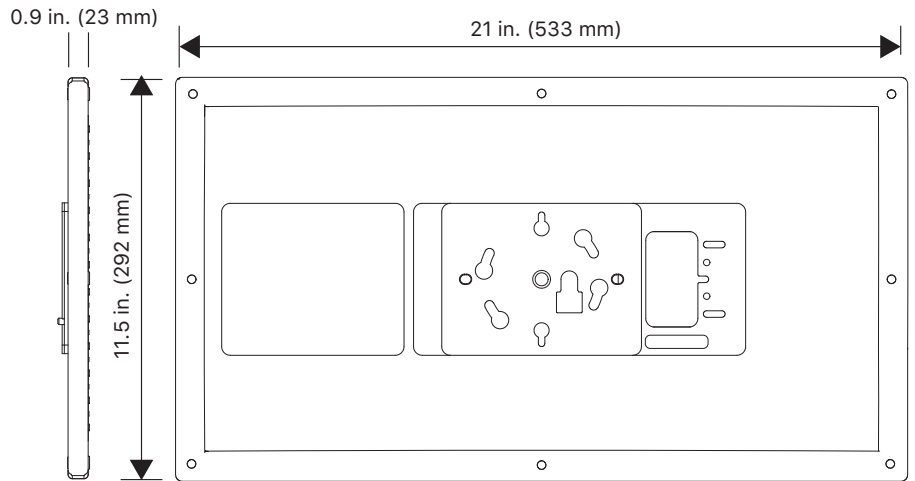
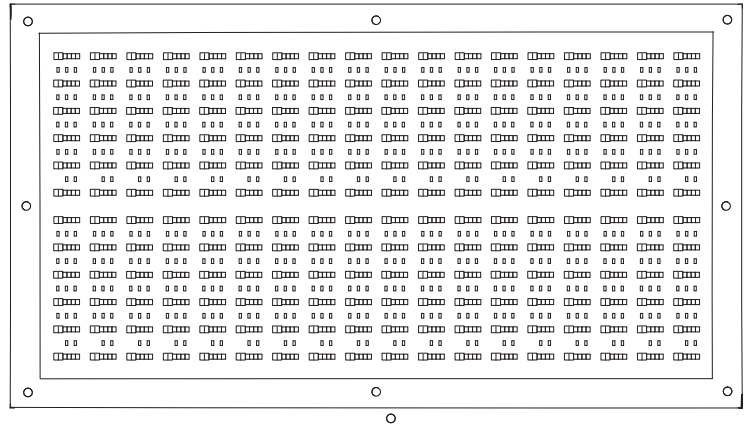


MODEL - LITEMAT SPECTRUM 1, CINEMA/TELEVISION LED LIGHTING SYSTEM

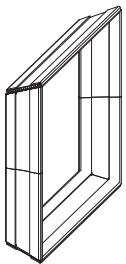
LITEMAT SPECTRUM 1 is a lightweight LED lighting fixture system designed for cinema, television, and HD video. By providing evenly spaced, color-correct LEDs spread out over a large area, LiteMat creates soft light without requiring diffusion. The "soft-through-pixelization" method allows the unit to achieve bright light levels while remaining 0.9 in. (23 mm) thick in size and 2.6 lb (1.2 kg) in weight.

PARTS & ACCESSORIES

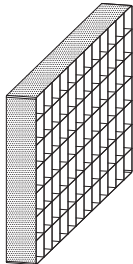
LiteMat Head:	LM-SPECTRUM-ONE
LiteDimmer:	LD-SPECTRUM-DC200
LitePower Supplies	PS-24V-250W-F-PL4
LitePower Extensions	25': CA-PDX-EXT-25 50': CA-PDX-EXT-50 100': CA-PDX-EXT-100
LiteMount:	LMA-LITEMOUNT LMA-LITEMOUNT-XL LMA-LITEMOUNT-CONVI LMA-MOUNT-PISTOLGRIP
PolySkirt:	LMA-ONE-SKIRT
Parasquare® Louver:	LMA-ONE-LC-GRID
PolyGrid	15°: LMA-ONE-LC-PG15 30°: LMA-ONE-LC-PG30 60°: LMA-ONE-LC-PG60 90°: LMA-ONE-LC-PG90
Snapgrid	40°: LMA-ONE-LC-SNAPGRID40
Diffusion	Quarter: LMA-ONE-DIFF-Q Half: LMA-ONE-DIFF-H Full: LMA-ONE-DIFF-F
KitBag:	LMA-ONE-BAG




ACCESSORIES



PolySkirt



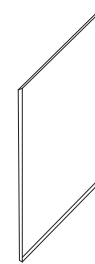
Snapgrid



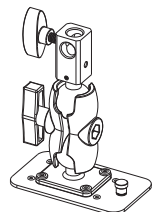
Parasquare®
Louver



PolyGrid



Diffusion



LiteMount



MECHANICAL AND ELECTRICAL SPECIFICATIONS (US/METRIC)

Height		Width		Depth		Weight		Voltage (VDC)	Current (Amps)	Power (Watts)	Total LED Qty
(in.)	(mm)	(in.)	(mm)	(in.)	(mm)	(lb)	(kg)				
11.5	292	21	533	0.9	23	2.6	1.2	48	1.04	50	1296

PHOTOMETRIC SPECIFICATIONS (US/METRIC)

Kelvin	CCT (K)	CRI	TLCI	Lumens	fc @ 24 in. (Lux @ 61 cm)	fc @ 36 in. (Lux @ 91 cm)	fc @ 48 in. (Lux @ 122 cm)	fc @ 60 in. (Lux @ 152 cm)	fc @ 72 in. (Lux @ 183 cm)	fc @ 84 in. (Lux @ 213 cm)	fc @ 96 in. (Lux @ 244 cm)	fc @ 108 in. (Lux @ 274 cm)
Tungsten	2600	95+	95+	3476	264 (2846)	118 (1265)	66 (711)	42 (455)	29 (316)	22 (232)	17 (178)	13 (141)
Mid	N/A	N/A	N/A	N/A	N/A	N/A	N/A	N/A	N/A	N/A	N/A	N/A
Daylite	6000	95+	95+	4180	322 (3470)	143 (1542)	81 (868)	52 (564)	36 (391)	26 (283)	20 (217)	16 (171)

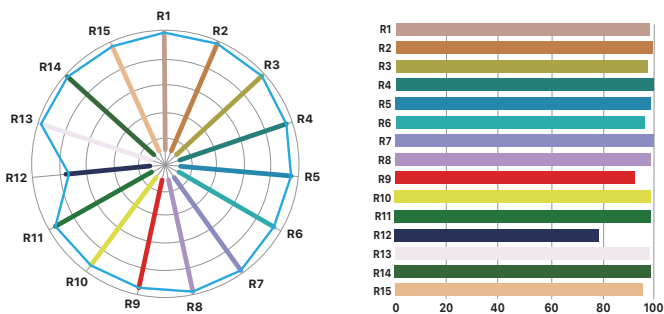
Values presented are averages of several measurements performed under lab conditions.

BEAM SPREAD (US/METRIC)

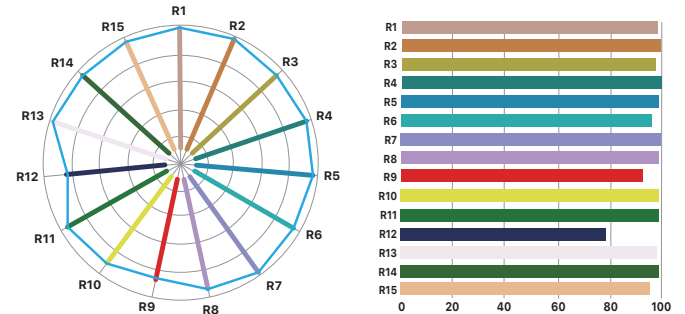
Beam Size H x W (in)	69 x 80	103 x 120	137 x 160	171 x 200	206 x 240	240 x 280	274 x 320	308 x 360
Distance (in)	24	36	48	60	72	84	96	108
Distance (cm)	61	91	122	152	183	213	244	274
Beam Size H x W (cm)	175 x 203	261 x 305	348 x 406	434 x 508	523 x 610	610 x 711	696 x 813	782 x 914

Measurements obtained using a LiteMat Spectrum 1 in horizontal position, controlled by a LiteDimmer Spectrum @ 100% intensity, and set at 2000K. Performed under lab conditions.

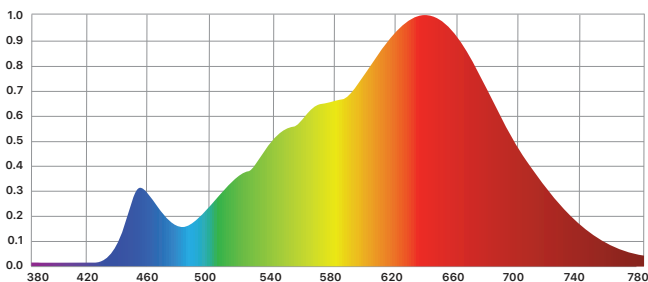
TUNGSTEN COLOR RENDERING INDEX



DAYLITE COLOR RENDERING INDEX



TUNGSTEN SPECTRAL GRAPH



DAYLITE SPECTRAL GRAPH

