

KURVE 2 | 3 | 4.5 | 6

K 5600[®]
L I G H T I N G



KURVE

2 | 3 | 4.5 | 6

Available in four different diameters (2, 3, 4.5, & 6 feet), the Kurve parabolic reflectors are focusable and adaptable to not only the abundant number of Jokers already within the market, but infinite other fixtures as well – from flash to incandescent lighting.

The Kurve's unique shape and sizes provide beautiful, even, focusable light with unique highlights and wrapping ability. Softboxes are soft and flat while the Kurve provides a distinct light over large areas with excellent shadows and a light quality perfect for rich, beautiful shots and a sparkle in the eye.

Every Kurve Kit includes the items you need to get the job done, all in one case, like every Joker that has come before it.

The Kurve – Easy to open, the patented multi-cam system simply requires a push and a turn. No skinned fingers, no fear of not locking in place, the Kurve literally sets up in seconds. Its outer skin is made from a highly robust Technora blend, perfect for rental environments that can be hard on fabrics. The soft silver interior evens out the light quality, eliminating rings and shadow aberrations which accompany many faceted reflectors currently in the market.

H/T Focus Tube – Specifically designed for use with the Joker 800 and Joker 1600, this focus tube is like a giant pin extender and adaptable to any Joker 800 or 1600 on the market. For added versatility, Joker 800 3200K lamps are also compatible.


Alternate Focus Tube – This hollow tube has a removable baby pin on its end. Simply mount whatever fixture you desire and run the fixture cable through the focus tube and out the back of the Kurve. No need for dangling cables or haphazard set-ups.

Protective Glass – For use with the H/T Focus Tube, the protective glass covers the globe by screwing onto the end – no tools required.

Counter Light Reflector – Attaches to the end of the Protective Glass – again, no tools required.

Yoke Mount with Crank – The yoke mount with its internal, machined gears allows for smooth movement of the Kurve for nearly 180 degrees. It is adaptable to both baby and junior mounts.

Diffusion – Not recommended, but often requested, three diffusers with varying densities are included with each Kurve for an “extra” soft look.

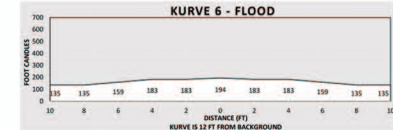
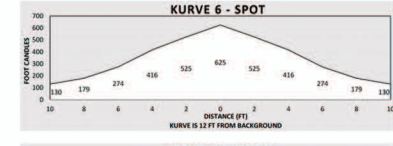
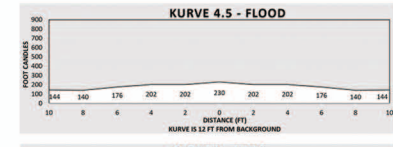
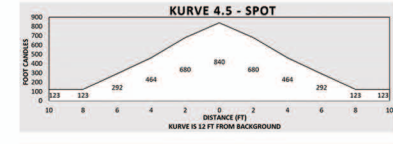
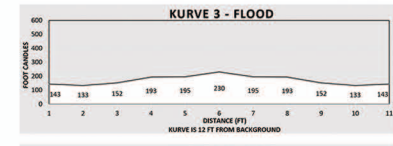

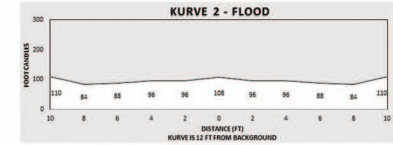
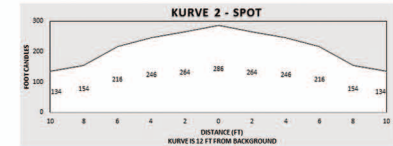


K 5600

L I G H T I N G

K5600, Inc. • 10434 Burbank Blvd., North Hollywood, CA 91601 • Tel (818)-762-5756 • Fax (818) 762-6629 • www.K5600.com

PHOTOMETRICS



DIMENSIONS

KURVE 2
Case weight: 24.45 lbs Case only
Length: 36.25"
Width: 15.75"
Height: 10.50"
Total weight with product: 44.35 lbs

KURVE 4.5
Case weight: 28.50 lbs Case only
Length: 47.625"
Width: 15.125"
Height: 9.375"
Total weight with product: 52.80 lbs

KURVE 3
Case weight: 24.45 lbs Case only
Length: 36.25"
Width: 15.75"
Height: 10.50"
Total weight with product: 44.35 lbs

KURVE 6
Case weight: 32.50 lbs Case only
Length: 57.875"
Width: 15.125"
Height: 9.375"
Total weight with product: 59.90 lbs